



# PIVOT

12V MINI PENDANTS

location:  
**DRY**

## SPECIFICATIONS:

### DESCRIPTION

Low voltage mini pendant with handcrafted glass.

### LAMPING

**LED:** 3W replaceable 12V LED MR11, dimmable, 90+ CRI, 3000°K CCT, 300 lumens, 25,000 hours. Lamp included.

### DIFFUSER

Shade shall be made of handcrafted glass in various decors. 3.25" Dia. x 1.5" H

### CORD

Standard cord is 10' field-adjustable coaxial type with teflon jacket and decorative sleeve at the socketholder. Jacket tint coordinates with metal finish.

### STANDARD PENDANT (1XT, X)

Mini pendant comes complete with a flat-style canopy. See next page for multi light options with "X" prefix.

### QUICK-CONNECT OPTION (XP, RXP, 1XP)

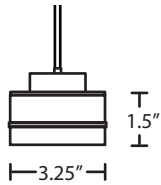
Quick-Connect Jack is compatible with Besa Rail Adapter, or Quick-Connect canopies (order separately).

### METAL FINISH

Glass retainer hardware and canopies are finished in Bronze or Satin Nickel.

### LABELS

UL or ETL Listed. Suitable for Dry Locations (interior use only).



PIVOT SHOWN IN OPAL GLOSSY/SMOKE (PIVOTSM)

PIVOTAM  
OPAL GLOSSY/AMBER

PIVOTCL  
OPAL GLOSSY/CLEAR



**Project Information:**

**For ordering information, see next page**

All dimensions provided are nominal.  
Allowance must be made for dimensional tolerance in handcrafted glasses.

**REV 12/18**



ORDERING:

CONNECTION	SHADE OPTIONS	LAMP OPTIONS	METAL FINISH	OPTIONS
Quick-Connect	<b>PIVOTAM</b> Opal Glossy/Amber	<b>LED 3W LED</b>	<b>BR</b> Bronze	<b>L</b> 15' cord
<b>XP</b> Jack Only	<b>PIVOTCL</b> Opal Glossy/Clear		<b>SN</b> Satin Nickel	<b>277</b> 277V
<b>RXP</b> Rail-Ready	<b>PIVOTSM</b> Opal Glossy/Smoke			<b>DIM010</b> 0-10V Dimming
<b>1XP</b> Flat Canopy				

Pendant Fixtures

**1XT** Flat Canopy

Multi light

**X** For Multi light Canopy

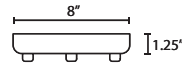


Multilight Canopies Available, see page 77

**Ex. 1XT-PIVOTAM-LED-SN**  
Pivot LED Pendant, Opal Glossy/Amber Glass, Satin Nickel Finish

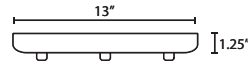
MULTIPOINT CANOPY OPTIONS:

**T23X** 3 LIGHT ROUND CANOPY



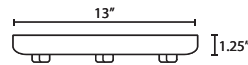
- Suitable for sloped ceilings
- Bronze or Satin Nickel
- 10" Dia. shades MAX, with staggered heights

**T23XL** 3 LIGHT LARGE ROUND CANOPY



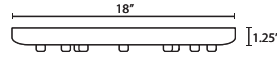
- Suitable for sloped ceilings
- Bronze or Satin Nickel
- 16" Dia. shades MAX, with staggered heights

**T26X** 6 LIGHT ROUND CANOPY



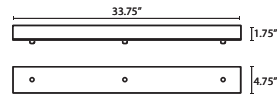
- Suitable for sloped ceilings
- Bronze or Satin Nickel
- 10" Dia. shades MAX, with staggered heights

**T29X** 9 LIGHT ROUND CANOPY



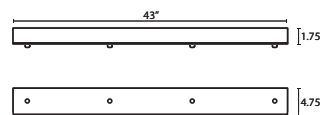
- Suitable for sloped ceilings
- Bronze or Satin Nickel
- 10" Dia. shades MAX, with staggered heights

**T23V** 3 LIGHT BAR CANOPY



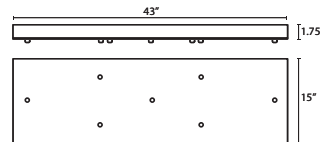
- Suitable for sloped ceilings
- Bronze or Satin Nickel
- 20" Dia. shades MAX, with staggered heights

**T24V** 4 LIGHT BAR CANOPY



- Suitable for sloped ceilings
- Bronze or Satin Nickel
- 20" Dia. shades MAX, with staggered heights

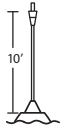
**T27V** 7 LIGHT BAR CANOPY



- Suitable for sloped ceilings
- Bronze or Satin Nickel
- 14" Dia. shades MAX, with staggered heights

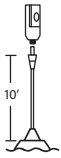
QUICK-CONNECT OPTIONS:

**XP** PENDANT ELEMENT ONLY



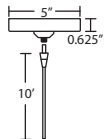
- Pendant Shade and Cord/Socket Set
- 10' Field-adjustable braided coaxial-type cord with a teflon jacket (clear or bronze tint coordinates with metal finish)
- Quick-Connect Jack provided
- Compatible with Besa Canopies and Rail Adapter
- Bronze or Satin Nickel metal finishes

**RXP** PENDANT + RAIL ADAPTER



- READY FOR RAIL**
- Pendant Shade and Cord/Socket Set, plus Rail Adapter
- 10' Field-adjustable braided coaxial-type cord with a teflon jacket (clear or bronze tint coordinates with metal finish)
- Quick-Connect Jack provided
- Compatible with Besa Monorail System
- Bronze or Satin Nickel metal finishes

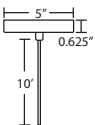
**1XP** PENDANT + MONOPOINT FLAT CANOPY



- Pendant Shade and Cord/Socket Set, plus Flat Canopy
- 1x electronic 60W dimmable transformer, fits partially in junction box
- 10' Field-adjustable braided coaxial-type cord with a teflon jacket (clear or bronze tint coordinates with metal finish)
- Quick-Connect Jack provided
- Integral Quick-Connect adapter
- Bronze or Satin Nickel metal finishes

FIXED PENDANT OPTIONS:

**1XT** 1 LIGHT PENDANT, FLAT CANOPY



- Suitable for use on sloped ceilings
- 1x electronic 60W dimmable 120V transformer, fits partially in junction box
- Installs to standard 4" octagonal junction box
- Bronze or Satin Nickel metal finishes

**X** 1 LIGHT PENDANT FOR MULTIPOINT CANOPIES



- Suitable for use on sloped ceilings
- 1x electronic 60W dimmable 120V transformer, fits partially in junction box
- Installs to standard 4" octagonal junction box
- Bronze or Satin Nickel metal finishes

HOW TO ORDER A MULTILIGHT FIXTURE

Order your canopy with the selected 12V multi light pendants (indicated by "X" prefix) for the complete fixture:

**Example: 1x T23XL-SN (3 Light Large Round Canopy)**

**1x X-PIVOTAM-SN (Pivot Pendant in Opal Glossy/Amber)**

**1x X-PIVOTSM-SN (Pivot Pendant in Opal Glossy/Smoke)**

**1x X-PIVOTAM-SN (Pivot Pendant in Opal Glossy/Amber)**

CORD LENGTH OPTIONS:

**15Ft. CORD LENGTH:**

For longer 15' cord, add an "L" to the end of the item number, i.e. 1XP-174352-SNL.